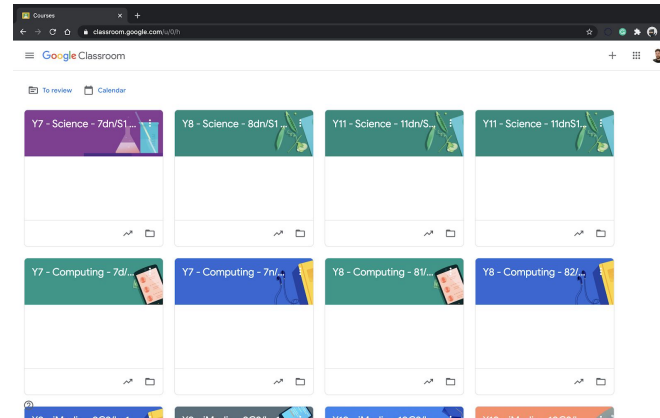


Step 1 - Check your timetable

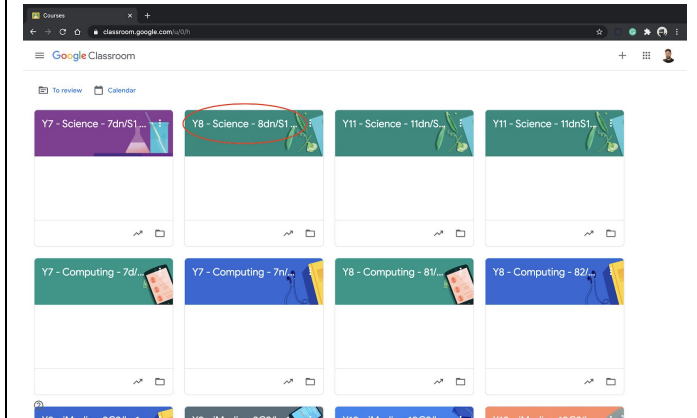
Period	Monday 9th Nov.	Tuesday 10th Nov.	Wednesday 11th Nov.	Thursday 12th Nov.	Friday 13th Nov.
Period 1 08:45 - 09:45		Art/Drama/Music Live Lesson	PE Activity Video	Science Live Lesson	Art/Drama/Music Live Lesson
Period 2 09:45 - 10:45		Maths Live Lesson	Humanities/Languages Live Lesson	Humanities/Languages Live Lesson	Science Live Lesson
Break 10:45 - 11:00					
Period 3 11:00 - 12:00		English Live Lesson	English Live Lesson	Maths Live Lesson	English Live Lesson
Lunch 12:00 - 13:00					
Period 4 13:00 - 13:30		PE/Technology Activity Video	Humanities/Languages Live Lesson	Humanities/Languages Live Lesson	PE/Technology Activity Video
Period 5 13:50 - 14:50		PE/Technology Independent Activity	Maths Live Lesson	English Live Lesson	PE/Technology Independent Activity

Live Lesson - go to the relevant Google Classroom and click the "Meet Link"
Activity Video - go to the relevant Google Classroom and find the video resource. This may be a recorded lesson or an exercise video.
Independent Activity - go to the relevant Google Classroom and find the task or exercises to complete.

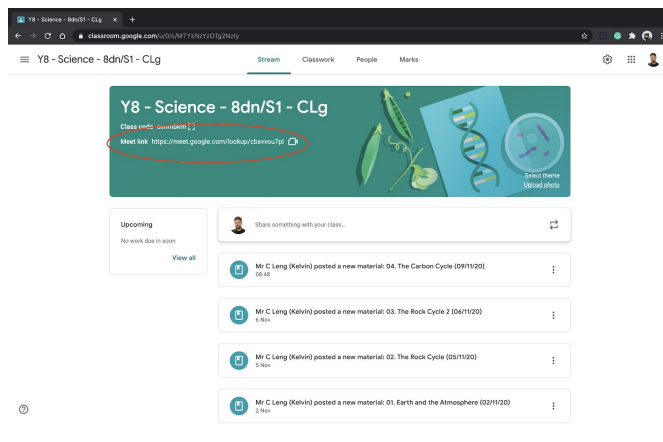
Step 2 - Go to Google Classroom



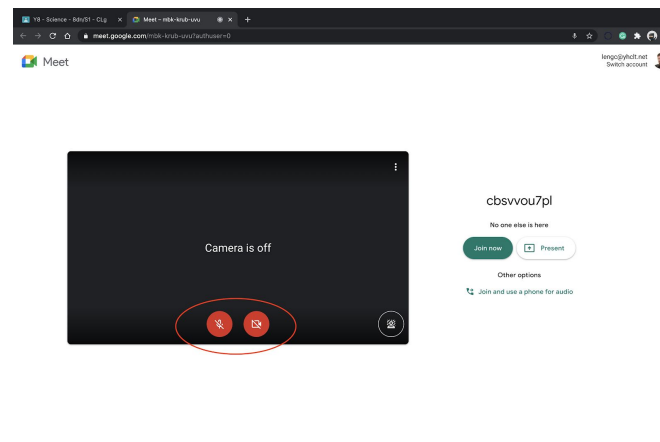
Step 3 - Click the correct subject



Step 4 - Click the "Meet Link"



Step 5 - Turn off your microphone and camera



Step 6 - Click "Join now"

